



AcadeMir Charter Schools

2024 SUMMER 2nd GRADE PACKET

Please complete all assignments and turn into your ELA teacher
By Friday, August 23rd

ACADEMIR CHARTER SCHOOLS



Get Ready for School! Summer Reading Activities 2024

Dear Guardian and Student,

Just like math, regular practice over the summer with reading will help your child prepare for entering the next grade. Reading can help our imaginations flourish and introduce us to new cultures, experiences, and situations that will help our children to grow. Reading together over the summer will help your child thrive in the upcoming school year. Students should read the grade specific book that has been chosen for them and be prepared to discuss their literary journey with the rest of the class when school begins. Reading is an important part of our experiences in life and the earlier we fall in love with a good book the more we will ignite our passions.

Al igual que las matemáticas, practicar la lectura durante el verano ayudará a su hijo a prepararse para ingresar al siguiente grado. La lectura también ayudarán a nuestros hijos a comunicarse con nuevas culturas, experiencias, situaciones y a desarrollar la imaginación. Leer juntos durante el verano ayudará a su hijo a prosperar en el próximo año escolar. Los estudiantes deben leer el libro que se le ha elegido para el grado que le corresponde y estar preparados para discutir su viaje literario con el resto de la clase cuando comiencen las clases. La lectura es una parte importante de nuestras experiencias en la vida y cuanto antes debemos descubrir cual es libro que nos encienda nuestras pasiones por la lectura.

Sincerely,

Darliny Katz
Chief Academic Officer

Packets due: Friday, August 23, 2024

ACADEMIR CHARTER SCHOOLS



ACADEMIR SUMMER READING 2023-2024

Summer provides a plethora of opportunities for students and their families to enjoy unforgettable books and create lifetime memories.

Academir students entering K-8th grade are required to read from the summer reading lists developed by our Academic Team for the upcoming grade.

Creating lifelong readers is one of the greatest gifts that we can give our children. We want our students to have a fun summer break while also pursuing reading for enjoyment at the same time.

Research has shown that the single greatest factor in predicting reading success is whether a child is read to when they are young. All of our students are to read the selected book for their grade.

These assignments are for a grade and should be completed and turned in to your student's new ELA teacher by Friday, August 23rd.

Happy Reading and enjoy your summer break!!!

ACADEMIR CHARTER SCHOOLS




2024 Summer Reading List

Grade	Summer Reading	Author	Book Synopsis	Front Cover
Kindergarten	Swimmy	Leo Lionni	Deep in the sea there lives a happy school of little fish. Their watery world is full of wonders, but there is also danger, and the little fish are afraid to come out of hiding . . . until Swimmy comes along. Swimmy shows his friends how—with ingenuity and teamwork—they can overcome any danger.	
First Grade	From Seed to Pumpkin	Wendy Pfeffer	Pumpkins can be baked in a pie, carved into jack-o'-lanterns, and roasted for a healthy snack. But how does a tiny seed turn into a big pumpkin? With clear text and detailed, colorful illustrations, this book explains what a pumpkin seed needs to help it grow!	
Second Grade	Mango, Abuela, and Me	Meg Medina	Mia's abuela has left her sunny house with parrots and palm trees to live with Mia and her parents in the city. The night she arrives, Mia tries to share her favorite book with Abuela before they go to sleep and discovers that Abuela can't read the words inside. Then Mia sees a parrot in the pet-shop window and has the perfect idea for how to help them all communicate a little better.	
Third Grade	The Boxcar Children	Gertrude Chandler Warner	The Aldens begin their adventure by making a home in a boxcar. Their goal is to stay together, and in the process, they find a grandfather.	
Fourth Grade	The Lion, the Witch and the Wardrobe	C.S. Lewis	Narnia... the land beyond the wardrobe door, a secret place frozen in eternal winter, a magical country waiting to be set free. Lucy is the first to find the secret of the wardrobe in the professor's mysterious old house. At first her brothers and sister don't believe her when she tells of her visit to the land of Narnia. wardrobe themselves.	

ACADEMIR CHARTER SCHOOLS



2024 Summer Reading List

Grade	Summer Reading	Author	Book Synopsis	Front Cover
Fifth Grade	The City of Ember	Jeanne DuPrau	Many hundreds of years ago, the city of Ember was created by the Builders to contain everything needed for human survival. It worked...but now the storerooms are almost out of food, crops are blighted, corruption is spreading through the city and worst of all— the lights are failing. Soon Ember could be engulfed by darkness...	
Sixth Grade	Hatchet	Gary Paulsen	Brian is on his way to Canada to visit his estranged father when the pilot of his small prop plane suffers a heart attack. Brian is forced to crash-land the plane in a lake--and finds himself stranded in the remote Canadian wilderness with only his clothing and the hatchet his mother gave him as a present before his departure.	
Seventh Grade	Old Yeller	Fred Gipson	At first, Travis couldn't stand the sight of Old Yeller. The stray dog was ugly, and a thieving rascal, too. But he sure was clever, and a smart dog could be a big help on the wild Texas frontier, especially with Papa away on long cattle drive up to Abilene.	
Eighth Grade	The Swiss Family Robinson	John David Wyss	The Robinsons leave their home in Switzerland planning to settle half a world away. But things do not turn out as they had expected. The sole survivors of a terrible shipwreck, they wash ashore to learn that the danger has only begun. Their new world will test their courage, cleverness, endurance, and faith as they struggle to survive and create a civilization of their own in the wilderness.	
Ninth Grade	1984	George Orwell	The scene is London, where there has been no new housing since 1950 and where the city-wide slums are called Victory Mansions. Science has abandoned Man for the State. As every citizen knows only too well, war is peace. To Winston Smith, a young man who works in the Ministry of Truth (Minitru for short), come two people who transform this life completely.	




AcadeMir Charter Schools

ELA

ACADEMIR CHARTER SCHOOLS



Second Grade



Mia's abuela has left her sunny house with parrots and palm trees to live with Mia and her parents in the city. The night she arrives, Mia tries to share her favorite book with Abuela before they go to sleep and discovers that Abuela can't read the words inside. Then Mia sees a parrot in the pet-shop window and has the perfect idea for how to help them all communicate a little better.

ACADEMIR CHARTER SCHOOLS



WRITE A COMPLETE RESPONSE FOR THE FOLLOWING QUESTIONS

Students Name: _____

Date: _____

Title of book and authors name:

Describe the setting of the book:

State the main character's name and describe the character:

What does that character value?

What is that character's personality like?

ACADEMIR CHARTER SCHOOLS



On a scale from 1-10 (10 being the best book you've ever read), how would you rate this book? Explain your reasoning.

List the sequence of events in the story. Circle the conflict, highlight in yellow the main idea, underline the resolution, and highlight in orange the main characters.

Summarize the story on a separate sheet of paper.

Learning Sight Words

Dear Parents,

We are sending home a sight word list that your child should practice reading over the summer. Sight words are words that usually don't follow the rules of spelling. They should be memorized because decoding them can be difficult. Students are taught to memorize sight words as a whole, by sight, so that they can recognize them immediately (within three seconds) and read them without having to use decoding skills.

Below is a list of activities to make sight word practice more fun:

- Make sight word flashcards on index cards and have your child practice reading them over and over
- Rainbow write the words
- Busy night? Write the words on a white board in the car as you get your errands and activities done
- Play "Go Fish" with the sight words on index cards (write each word on two cards).
- Word Searches/Sight Word Scavenger Hunt: Find sight words on food boxes or other available print material (magazines, grocery shopping, street signs, etc.)
- Letter Magnets: Have your child use letter magnets to spell the word.
- Memory game: Make duplicates of the sight word cards and play the memory game.
- Bingo: Make 5 x 5 grids and put sight words in the squares. Call out a sight word and have your child find the word on his/her Bingo board; play the same rules as Bingo.
- Write sight words with glitter glue
- Make sight words with Playdoh
- Write sight words with shaving cream in the tub/shower
- Put craft sand on a paper plate. Have your child practice tracing sight words in the sand.
- Put hair gel in a zip lock baggie, seal the baggie, and have your child write the letters of the sight word in the gel.
- Jump, hop, clap, or tap out the letters of the sight word (t-h-e "the").

HAPPY READING!

Second Grade

always

fast

pull

use

around

first

read

very

because

five

right

wash

been

found

sing

which

before

gave

sit

why

best

goes

sleep

wish

both

green

tell

work

buy

its

their

would

call

made

these

write

cold

many

those

your

does

off

upon

don't

or

us


Name _____

Paleontologist

Do you think dinosaurs are interesting? If dinosaurs have been extinct for millions of years, how do we know so much about them? Someone dug them up. It is important to learn about the past. There are people that go to school for many years to learn how to do this. They learn where to go, what to look for, and how to dig them up. When they finish school they are called paleontologists.

A paleontologist learns about ancient life. Ancient means very, very old. There are also ancient beasts like mammoths and saber tooth tigers. These animals are extinct and no longer exist.

Paleontologists have a very important job. So why is it important to dig up ancient life? Digging up animals that have been extinct for millions of years can tell us a lot about our planet. It can tell us how the Earth used to be.



Directions: Answer the questions in complete sentences citing evidence from the text.

1. What is a paleontologist?

2. What does a paleontologist do?

3. Why is the job of the paleontologist important?

Did You R-A-C-E?

- Restate the question or prompt where appropriate.
- Answer in a complete sentence.
- Cite evidence to prove the answer.
- Explain each part of the question.

Directions: Answer the questions in complete sentences citing evidence from the text.

1. What is the main focus of the first paragraph?

2. What is the main focus of the second paragraph?

3. Find the underlined word extinct. What does this word mean as used in the text?

Did You R-A-C-E?

- Restate the question or prompt where appropriate.
- Answer in a complete sentence.
- Cite evidence to prove the answer.
- Explain each part of the question.

Name: _____ Date: _____

Possessive pronoun shows ownership.

Direction:

Read the sentence and fill in the blank with the correct pronoun.

2. This is Benny.
This is _____ puppy.
3. This is John and me.
This is _____ house.
4. This is Peter and Wendy.
This is _____ flower.
5. This is me.
This is _____ snowman.
6. This is you.
This is _____ mug.
7. This is a kitten.
This is _____ toy.

Word Bank

my
your
her
his
its
our
their

Date: _____

A command tells someone to do something.

**Put the toys away.*

An exclamation shows strong feeling.

** These cookies smell delicious!*

Direction: Circle command or exclamation for the sentences below.

1. Don't do that, please.
command exclamation
2. How pretty it is!
command exclamation
3. What a good cook she is!
command exclamation
4. Have some carrots.
command exclamation
5. Happy birthday!
command exclamation
6. Raise your hand to speak.
command exclamation
7. Close the windows.
command exclamation

Name _____ Date _____

Directions: Read the passage and answer the questions.
Write your answers on separate paper.

Rabbit's Day

- 1 Rabbit liked to find out things. She hopped through the field and the woods looking here and there. Sometimes she got into trouble.
- 2 One day, she saw a bee fly into a log. "What is that bee doing?" she asked herself. When she poked her nose into the log, angry bees came out. They buzzed, "Keep out of here! This is our home!"
- 3 Next, Rabbit saw a cave and looked inside. She saw something very big and black. "Go back where you came from!" said the bear. "This is my home!"
- 4 Then Rabbit spotted a hole in the ground. She poked her head inside. A snake hissed, "Get away!"
- 5 Rabbit felt a little sad because no one wanted her company. Then she smelled something sweet. She followed the smell back to her own home. Her mom said, "Have some nice fresh lettuce with me."

Comprehension Questions

1. **Where does this story take place?**
Underline the sentence that tells.
2. **What does Rabbit find in the log?**
3. **Who does Rabbit meet next?**
4. **Circle the sentence that tells why Rabbit feels sad.**

Name _____ Date _____

Directions: Read the passage and answer the questions.
Write your answers on separate paper.

Taki's Present

- 1 "Where is my piggy bank?" Taki asked. Tomorrow was Mom's birthday, and he wanted to buy her a birthday present.
- 2 His room was piled with clothes and toys, so he put everything away. But he did not find his bank.
- 3 Next, he went to his brother's room. It was a mess, too. He straightened everything up but found no piggy bank.
- 4 Then he looked for his dad in the kitchen. Dad wasn't there, but the kitchen was a mess. Taki began washing the dirty dishes.
- 5 Just then, his mom walked into the kitchen. "Taki, what have you done?" She peered into the boys' rooms and then gave Taki a big hug. "This is the BEST birthday present ever!"

Comprehension Questions

1. Where does this story take place?
2. What did Taki do in his room?
Underline the sentence that tells.
3. What did Taki do next?
4. Circle the sentence that tells why Taki goes into the kitchen.

Cursive Sentences

Please trace each sentence three times and then write the sentence on the blank line.

My friend is coming over today.

My friend is coming over today.

My friend is coming over today.

Thank you for the birthday gift.

Thank you for the birthday gift.

Thank you for the birthday gift.

I'll see you at the park later.

I'll see you at the park later.

I'll see you at the park later.

Cursive Sentences

She's baking cookies.

She's baking cookies.

She's baking cookies.

Can you help me?

Can you help me?

Can you help me?

We're going to the movies tonight.

We're going to the movies tonight.

We're going to the movies tonight.



AcadeMir Charter Schools

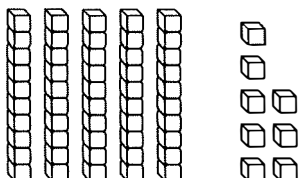
MATH

Name _____

Algebra • Ways to Expand Numbers

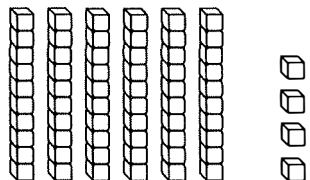
Write how many tens and ones.

Write the number in two different ways.

1. 

5 tens 8 ones

$$\begin{array}{r} 50 \\ + 8 \\ \hline 58 \end{array}$$

2. 

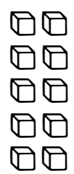
_____ tens _____ ones

$$\begin{array}{r} ____ \\ + ____ \\ \hline ____ \end{array}$$

3. Draw the same number using only tens.

Write how many tens and ones.

Write the number in two different ways.



_____ tens _____ ones

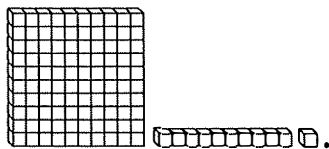
$$\begin{array}{r} ____ \\ + ____ \\ \hline ____ \end{array}$$

_____ tens _____ ones

$$\begin{array}{r} ____ \\ + ____ \\ \hline ____ \end{array}$$

Name _____

Identify Place Value



Use your MathBoard and

Draw to complete the quick picture.

Write how many hundreds, tens, and ones.

1. 163

hundreds	tens	ones
<u>1</u>	<u>6</u>	<u>3</u>

2. 128

hundreds	tens	ones
<u> </u>	<u> </u>	<u> </u>

3. 154

hundreds	tens	ones
<u> </u>	<u> </u>	<u> </u>

Circle your answer.

4. I have 1 hundred, 2 tens, and 5 ones. What number am I?

25 100 125

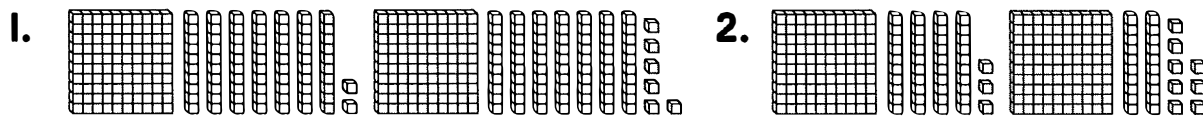
5. I have 0 ones, 5 tens, and 1 hundred. What number am I?

103 105 150

Name _____

Use Place Value to Compare Numbers

Write the numbers. Compare. Write $>$, $<$, or $=$.



_____ ○ _____

Compare the numbers using $>$, $<$, or $=$.

3. $162 \bigcirc 162$

4. $154 \bigcirc 148$

5. $195 \bigcirc 199$

6. $133 \bigcirc 137$

7. $129 \bigcirc 126$

8. $141 \bigcirc 141$

9. $119 \bigcirc 125$

10. $173 \bigcirc 173$

11. $187 \bigcirc 192$

12. $153 \bigcirc 153$

13. $191 \bigcirc 178$

14. $144 \bigcirc 153$

Solve.

15. Josh is thinking of a number between 100 and 199. It has 1 hundred, 4 tens, and 9 ones. Pia is thinking of a number between 100 and 199. It has 1 hundred, 8 tens, and 2 ones. Who is thinking of the greater number?

_____ is thinking of a greater number.

Name _____

Algebra • Subtraction Function Tables

Follow a rule to complete the table.

1.

Subtract 5	
6	
7	
8	

2.

Subtract 6	
9	
10	
11	

3.

Subtract 4	
9	
10	
11	

4.

Subtract 8	
11	
13	
15	
16	

5.

Subtract 9	
11	
13	
15	
17	

6.

Subtract 7	
9	
12	
13	
15	

Problem Solving

7. Solve. Complete the table.

Layla has 6 pens.

Mark has 5 pens.

Jorge has 4 pens.

How many pens will each child have if they each give away 3 pens?

Layla	6	
Mark	5	
Jorge	4	

Name _____

Algebra • Follow the Rule

Follow a rule to complete the table.

1.

Add 4	
6	
7	
8	
9	

2.

Subtract 2	
7	
8	
9	
10	

3.

Subtract 5	
5	
7	
9	
11	

4.

Subtract 4	
6	
8	
10	
12	

5.

Add 7	
10	
9	
8	
7	

6.

Add 3	
6	
5	
4	
3	

Problem Solving

Find the rule. Complete the table.

7.

4	
	8
8	10
	12

8.

	6
8	7
10	
	11

Name _____

Add a One-Digit Number to a Two-Digit Number

Add. Write the sum.

$$\begin{array}{r} 1. \quad 34 \\ + 5 \\ \hline \end{array}$$

$$\begin{array}{r} 2. \quad 44 \\ + 3 \\ \hline \end{array}$$

$$\begin{array}{r} 3. \quad 37 \\ + 1 \\ \hline \end{array}$$

$$\begin{array}{r} 4. \quad 37 \\ + 1 \\ \hline \end{array}$$

$$\begin{array}{r} 5. \quad 91 \\ + 4 \\ \hline \end{array}$$

$$\begin{array}{r} 6. \quad 84 \\ + 2 \\ \hline \end{array}$$

$$\begin{array}{r} 7. \quad 45 \\ + 3 \\ \hline \end{array}$$

$$\begin{array}{r} 8. \quad 12 \\ + 7 \\ \hline \end{array}$$

$$\begin{array}{r} 9. \quad 24 \\ + 4 \\ \hline \end{array}$$

$$\begin{array}{r} 10. \quad 32 \\ + 5 \\ \hline \end{array}$$

$$\begin{array}{r} 11. \quad 71 \\ + 7 \\ \hline \end{array}$$

$$\begin{array}{r} 12. \quad 53 \\ + 2 \\ \hline \end{array}$$

13. There are 21 children in the pool. Then 5 more children join them. How many children are in the pool now?

_____ children

Name _____

Add Two-Digit Numbers

Add. Write the sum.

$$\begin{array}{r} 1. \quad 31 \\ +52 \\ \hline \end{array}$$

$$\begin{array}{r} 2. \quad 65 \\ +34 \\ \hline \end{array}$$

$$\begin{array}{r} 3. \quad 21 \\ +32 \\ \hline \end{array}$$

$$\begin{array}{r} 4. \quad 14 \\ +21 \\ \hline \end{array}$$

$$\begin{array}{r} 5. \quad 72 \\ +26 \\ \hline \end{array}$$

$$\begin{array}{r} 6. \quad 46 \\ +31 \\ \hline \end{array}$$

$$\begin{array}{r} 7. \quad 53 \\ +12 \\ \hline \end{array}$$

$$\begin{array}{r} 8. \quad 34 \\ +54 \\ \hline \end{array}$$

$$\begin{array}{r} 9. \quad 27 \\ +50 \\ \hline \end{array}$$

$$\begin{array}{r} 10. \quad 84 \\ +11 \\ \hline \end{array}$$

$$\begin{array}{r} 11. \quad 32 \\ +53 \\ \hline \end{array}$$

$$\begin{array}{r} 12. \quad 56 \\ +22 \\ \hline \end{array}$$


13. Evan has 15 toy cars. His brother has 13 toy cars. How many toy cars do the boys have together?

_____ toy cars

Name _____

Repeated Addition

Use your MathBoard and ●. Make equal groups. Complete the addition sentence.

	Number of Equal Groups	Number in Each Group	How many in all?
1.	2	4	
2.	3	6	_____ + _____ + _____ = _____
3.	4	3	_____ + _____ + _____ + _____ = _____
4.	5	5	_____ + _____ + _____ + _____ + _____ = _____

Solve.

5. There are 3 bowls. There are 3 apples in each bowl. How many apples are there?

_____ apples

6. There are 2 shelves. Each shelf has 5 books. How many books are there?

_____ books

Name _____

Use Repeated Addition to Solve Problems

Draw pictures to show the story.

Write the addition to solve.

1. Krista plays with 3 friends.
She wants to give each friend
4 pretzels. How many pretzels
does Krista need?

_____ pretzels

2. Ed plants seeds with 5 friends.
He wants to give each friend
5 seeds. How many seeds
does Ed need?

_____ seeds

Circle the way you can model the problem.

Then solve.

3. There are 5 friends. Each
friend has 4 books. How
many books are there?

5 groups of 5 books

5 groups of 4 books

4 groups of 5 books

There are _____ books.

Name _____

Time to the Hour and Half Hour

Write the time shown on the clock.

1.



2.



3.



4.



5.



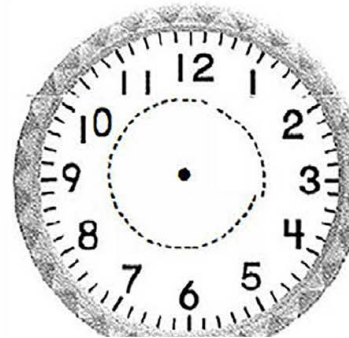
6.



Problem Solving

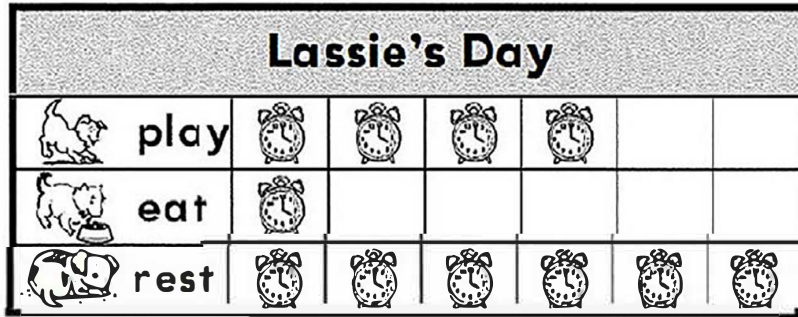
Draw and write to show the time.

7. Kirsten needs to leave for her piano lesson at 4. Draw to show where the hands on the clock will be at that time. Write the time.



Name _____

Use a Picture Graph



Each  stands for 1 hour.

Use the picture graph to answer each question.

1. What did Lassie do most of the day? Circle.




2. How many hours did Lassie  today?

_____ hours



3. How many more hours did Lassie spend  than ?

_____ hours

4. How many hours did Lassie  and ?

_____ hours

Problem Solving

5. Yesterday Lassie spent 2 hours . How many more hours did Lassie spend  today?

_____ hours



**AcadeMir
Charter Schools**

**SOCIAL
STUDIES**

Names: _____

Class: _____

American Symbols, Landmarks & Monuments

Identify the following. You can use the internet to do research.

1.



2.



3.




4.



4.



5.



6.



7.



8.



9.



10.



11.







AcadeMir Charter Schools

SCIENCE

Solid, liquid, gas

Grade 2 Science Worksheet



Solids keep their shape.

Liquids take the shape of their container.

Gases spread out to fill the space they are in.

Write each item in the correct column.

Then write your own example of each.



air



chair



popsicle



helium



juice



steam



book



milk



rain



apple

solid


liquid

gas

ACADEMIR CHARTER SCHOOLS



2nd Grade Summer Science Activity “Parts of a Parrot”



Introduction

Mango was the name of the amazing parrot in the novel you read, “Mango, Abuela, and Me”. Parrots are very interesting animals with great hearing and they can imitate sounds. This is why parrots are known for repeating words that humans say. Have fun learning about the amazing parrot.

Materials

- Activity Sheet
- Crayons
- Scissors

Procedures

1. Write your name on the top of the Activity Sheet.
2. Identify the parts of a parrot by pasting the corresponding parts on the worksheet.
3. Color the parrot using the colors identified.

Your task

Complete the Activity Sheet and turn it in to your teacher on August 23rd. Make sure to color in your parrot.

ACADEMIR CHARTER SCHOOLS




Student Name _____

2nd Grade Summer Science Activity “Parts of a Parrot”

Activity Sheet

Directions: Label each part of Mango the parrot and then color him using the colors indicated in the legend.



Claw	Wing	
Feather	Tail	Body
Eye	Head	Beak

Let's color Mango!!	
1 – tan	2 – black
3 – dark green	4 – light green
5 – red	6 – yellow
7 - brown	