




SUMMER Packet



ABOUT ME

Name: _____


I am _____ years old.

This summer I _____

Summer Packet Due: August 17, 2022

We're Going on a Bear Hunt

by Michael Rosen



1. Who went on the Bear Hunt?

2. What kind of bear do they want to catch on their bear hunt?

3. How is the grass described?

4. How did the family get to the other side of the grass?

5. What sound did the grass make as they went through it?

6. What did the family have to cross after the grass? What sound did it make?

7. How many more things did the family have to go through? List them all.

8. How did the family feel when they finally found the bear?

9. Describe what the family has to do to rush back home.

10. What was your favorite part of the story? Explain why.

A Cool Pool!

by ReadWorks



The day was hot. The sunshine was warm. Ava's mother filled the wading pool.

"May I get in?" Ava asked.

She jumped into her pool. Brrrr! It felt cold. This was not fun! Ava's mother called her for lunch. Later, Ava got back into her pool. Now the water felt warm. Ava splashed and laughed.

Name: _____ Date: _____

1. What is the weather like in the story?



cool and cloudy



hot and sunny

2. What is Ava doing today?



swimming in her pool



playing at the park

3. How did the water feel when Ava jumped into her pool in the morning?



warm



cold

4. How did the water feel when Ava got back into her pool after lunch?



warm



cold

5. When does Ava have fun splashing and laughing in her pool?

6. What did you learn from "A Cool Pool"?

7. Draw a picture of Ava splashing and laughing in her pool.

Dolch Sight Words

Kinder


Directions: Read the sight words every day. Please circle any sight words you find in this booklet.

Parents: Encourage your “word detectives” to look for the sight words in books and magazines they read.


a	from	said
after	funny	see
again	give	some
an	go	stop
and	going	take
away	had	thank
as	has	the
ask	help	them
big	her	then
blue	here	think
by	him	three
can	his	to
come	I	two
could	in	up
down	is	we
every	it	where
find	jump	yellow
fly	round	you
for	run	your

Missing Initial Sounds

Say each word and write the sound that completes the word.




___an



___et



___ug




___an




___og

10


___en



___en



___at




___ing



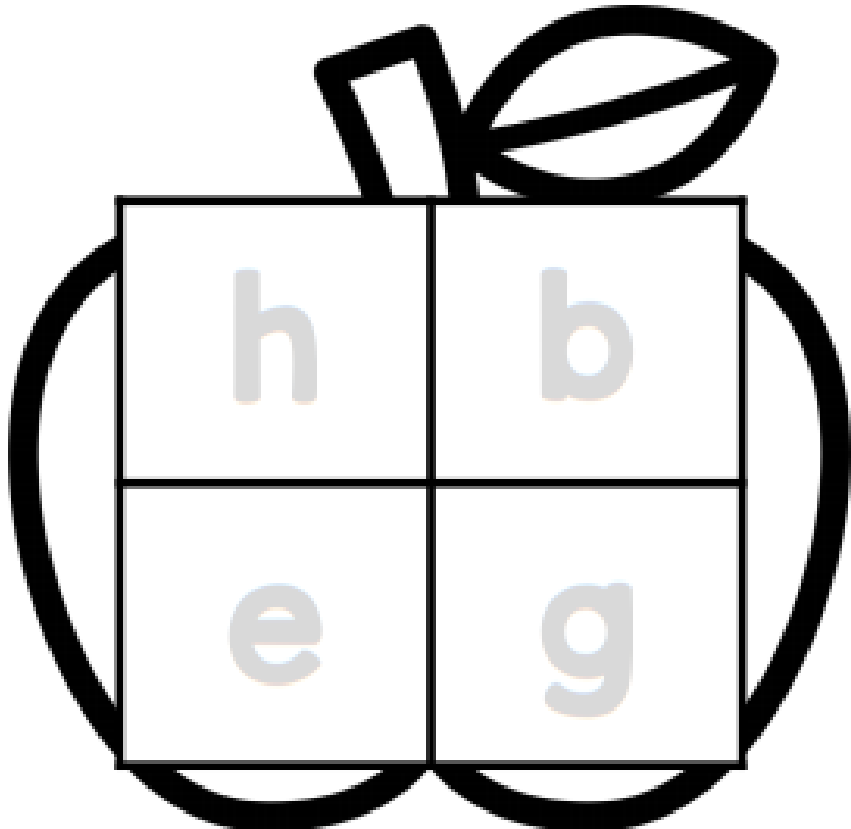
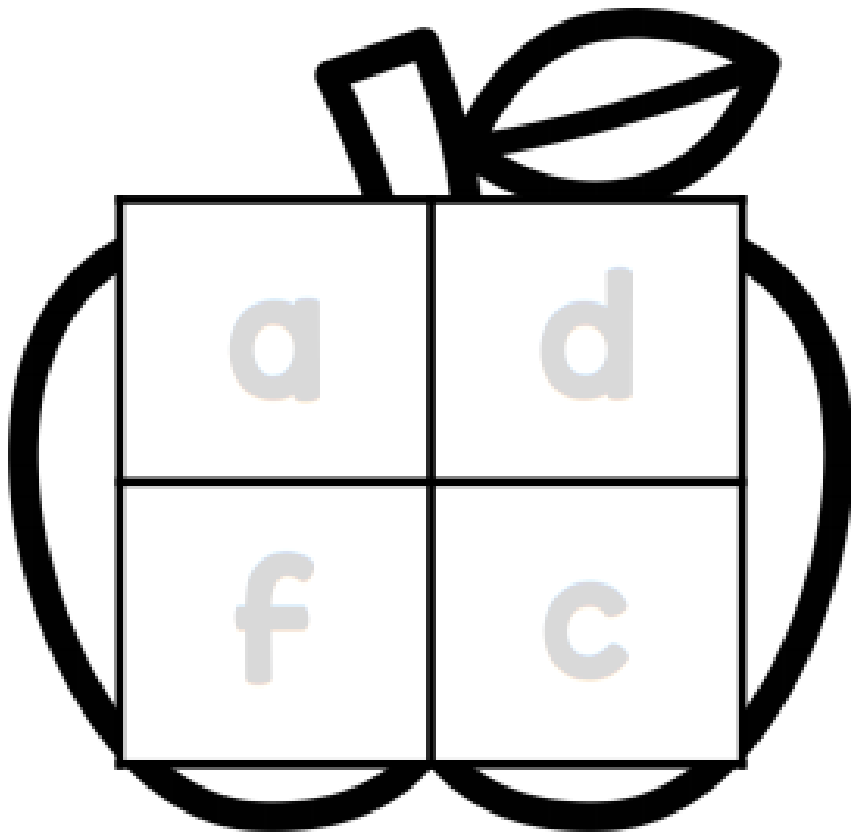
Name: _____

INSTANT PRACTICE

Beginning Sounds




Directions: Cut and glue the matching pictures.





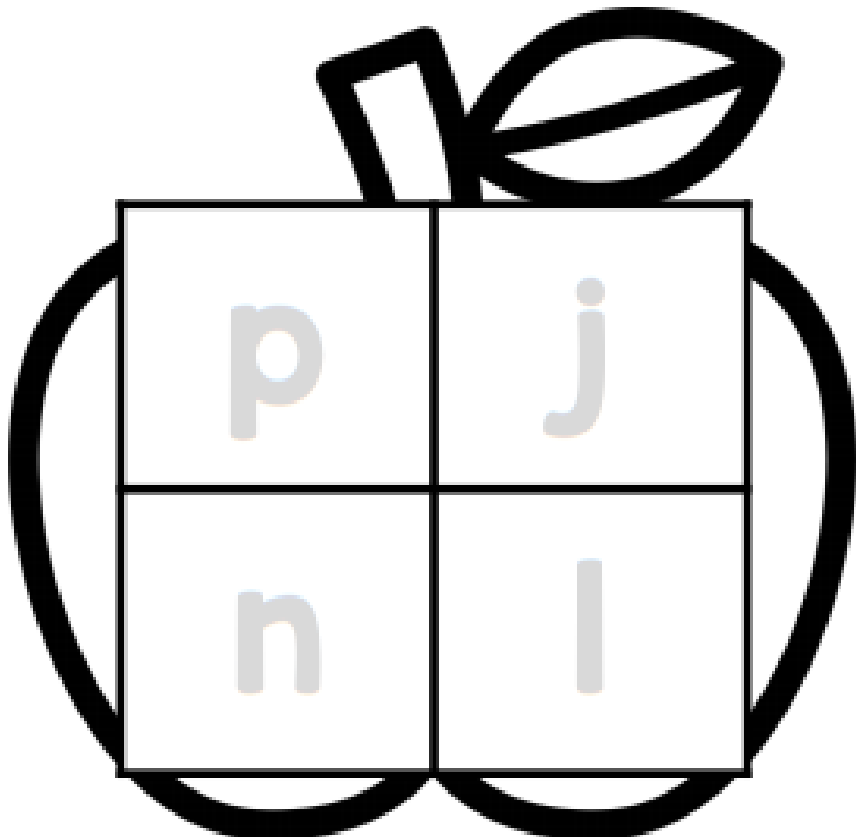
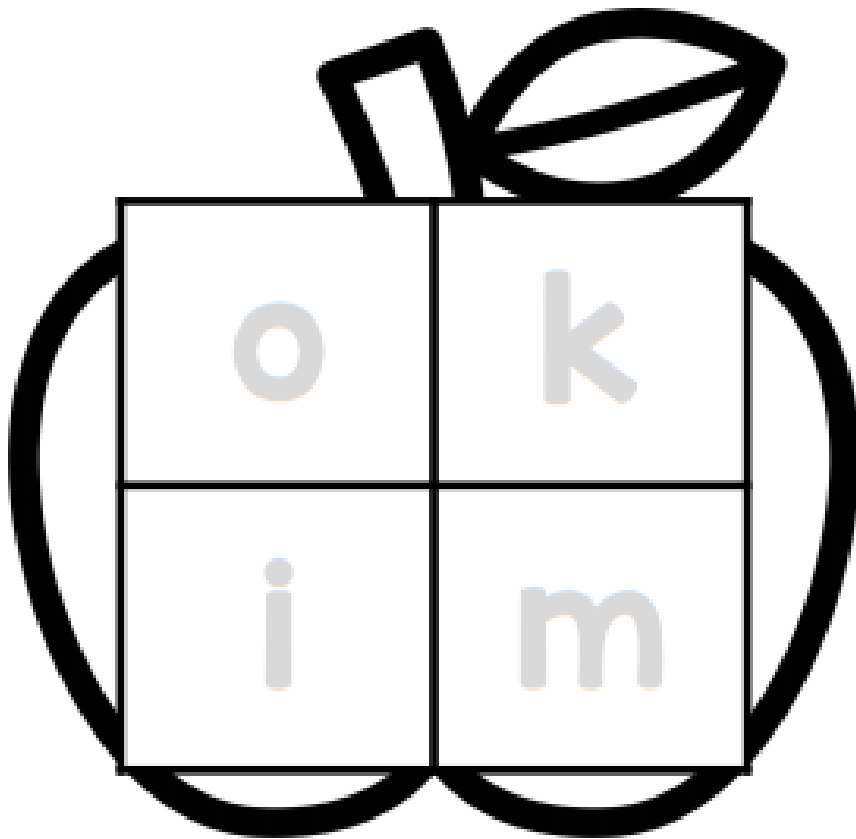
Name: _____

INSTANT PRACTICE

Beginning Sounds




Directions: Cut and glue the matching pictures.

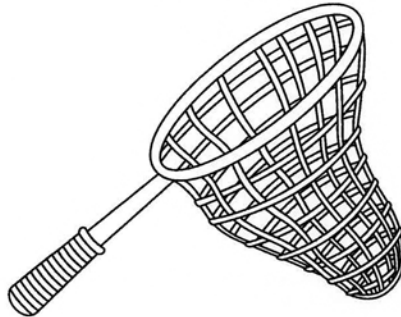


Missing Middle Sounds

Say each word and write the sound that completes the word.




p _ _ g




n _ _ t



b _ _ s




v _ _ n




s _ _ n




c _ _ t



f _ _ x




w _ _ b



f _ _ sh

Missing Ending Sounds

Say each word and write the sound that completes the word.



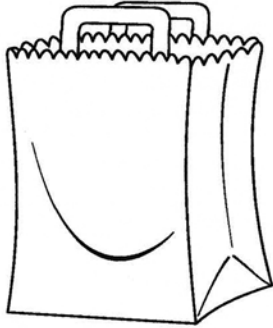
pi _ _




to _ _



bu _ _




ba _ _



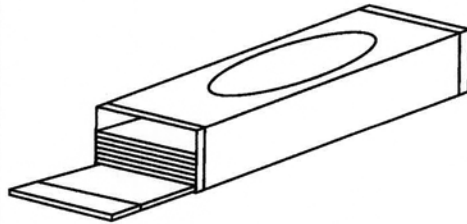
su _ _



ca _ _



bo _ _



gu _ _



po _ _

Name: _____

CVC Blending

Short a Words

Sound out the word and write it on the lines



--	--	--





--	--	--





--	--	--





--	--	--





--	--	--



Name: _____

Read and Find

a

Blend the sounds together and say the word. Then find and color the picture.

d a d

• • •

c a b

• • •

y a m

• • •

b a g

• • •

c a p

• • •

w a x



• • •

v a n


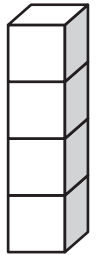
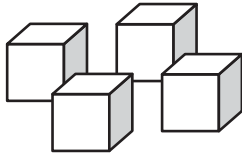
• • •

b a t

• • •




Child's Name _____



2
two



1 2 3 4 _____



6

5

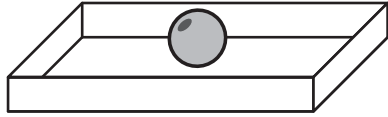
4

DIRECTIONS 1. Jake uses the blocks to build a four-block tower. Mark under the picture that shows his tower. 2. The first circle is colored black. Mark beside the picture that shows the fourth circle colored gray. 3. Mark beside the set that shows two. 4. Mark under the number that comes next.



Child's Name _____

5



6

3

1

6



4

5

6

7







8








DIRECTIONS 5. Mark under the number that tells how many beads are in the box. 6. Mark under the number that tells how many hearts there are. 7. Mark beside the counters that show the same number of objects as there are in the set of toy trucks. 8. Count the gray stars. Mark beside the set that shows more white stars.

GO ON

Child's Name _____

9

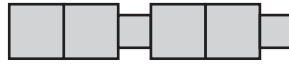
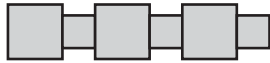


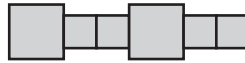


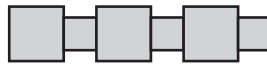




10














12








first

DIRECTIONS 9. Mandy has 2 fish. The number of fish Ron has is less.
Mark beside the number of fish Ron has. 10. Mark beside the shape that is the
same. 11. Mark under the arrow that points down. 12. Mark under the child
that is last in line.

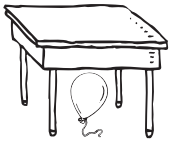
GO ON

Child's Name _____


13



14



15



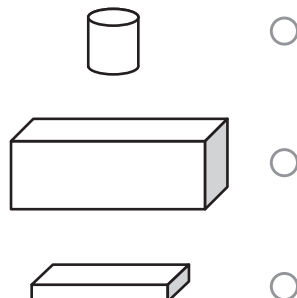
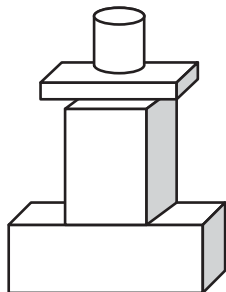
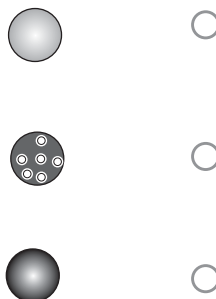
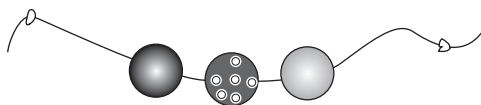
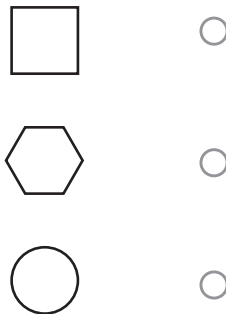
16



DIRECTIONS 13. Mark under the small square. 14. Mark under the picture that shows the balloon over the table. 15. Mark beside the food that is alike. 16. Mark beside the stuffed animal that is different.

GO ON

Child's Name _____




DIRECTIONS 17. Mark beside the shape that is the same as the one to the right of the black triangle. 18. Mark beside the shape that is the same as the one on the left at the beginning of the row. 19. Mark beside the bead that is like the one in the middle. 20. Mark beside the block that is the same as the one on the top of the tower.



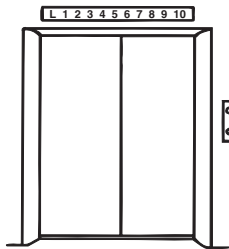


Child's Name _____

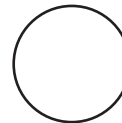
21



22



23




24



DIRECTIONS 21. Seth draws a square. Then he draws a star under the square. Mark beside the picture Seth draws. 22. The man pushes a button to go up on the elevator. Mark under the button that has an arrow pointing up. 23. Mark under the big circle. 24. Mark under the object that does not belong in the group.



25



2



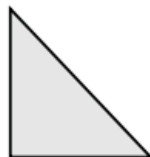
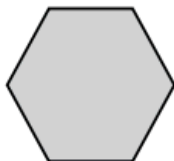
3



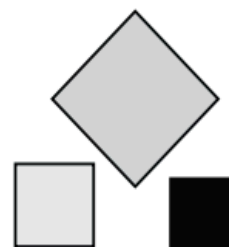
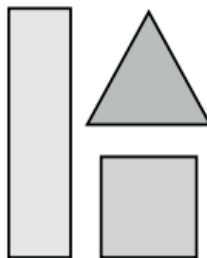

4




26



27



28

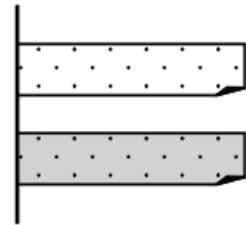
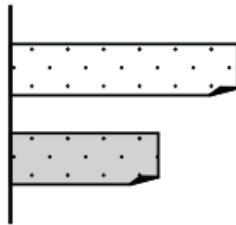
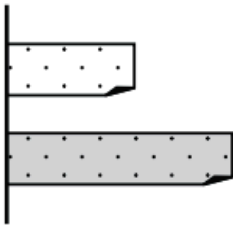


DIRECTIONS 25. Mark under the number that shows how many vertices or corners the square has. 26. Mark under the shape that is a hexagon. 27. Mark under the set of shapes that have curves. 28. Mark under the set that has a number of ducks less than the number of ducks at the beginning of the row.

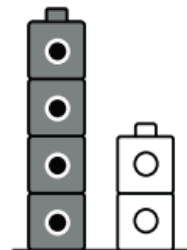
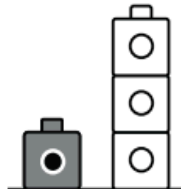
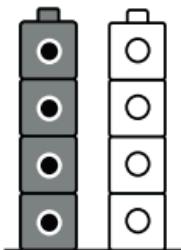
29



30



31



32



DIRECTIONS 29. Mark under the set that has the same number of cars as the number of trains at the beginning of the row. 30. Mark under the set that shows the white ribbon is shorter than the gray ribbon. 31. Mark under the set that shows the white cube tower is taller than the gray cube tower. 32. Mark under the object that is heavier than the object at the beginning of the row.




Counting Cars

Activity Sheet

Name: _____ Class: _____



Color the group with less bears.

1




Color the group with more cars.

2




Which number is greater? Color the correct toy.

3

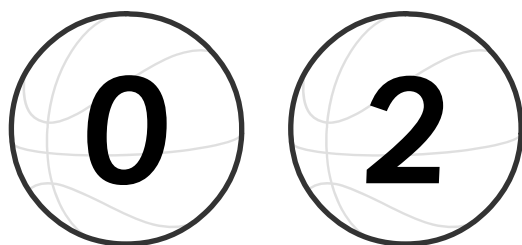


4




Which number is less? Color the correct toy.

5



6



The teacher should read aloud the directions to the students.



Fruit Frenzy

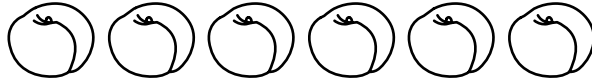
Activity Sheet

Name: _____ Class: _____

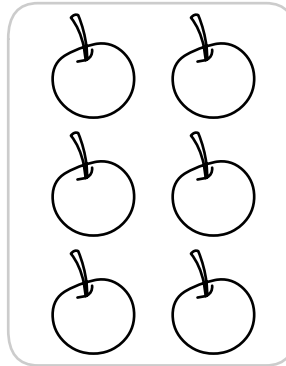

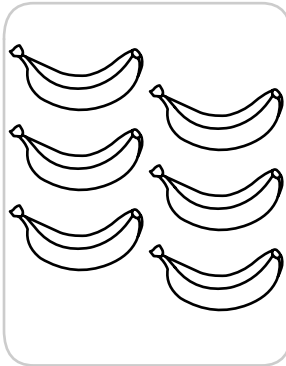
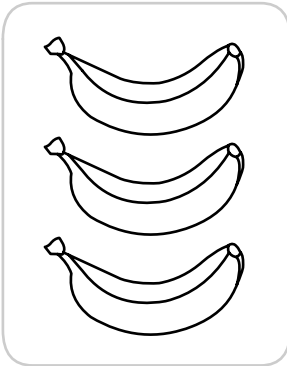


Here is a picture of six plums.

Look at the groups below.



Circle the group that has **more than** six pieces of fruit.



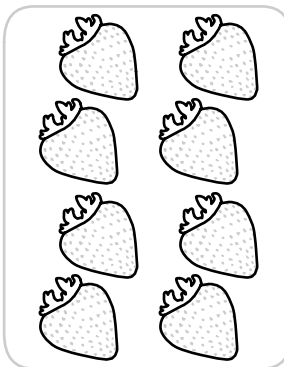




Here is a picture of three plums.

Look at the groups below.



Underline the group that has **fewer** than three pieces of fruit.



There are the same number of bananas as plums.



Color the two groups that have the **same amount** of fruit.

